



# QS World University Rankings: Sustainability 2025

Gandhi Institute of Technology And Management (GITAM)  
India



THE DATA CONTAINED HEREIN IS RELEASED UNDER EMBARGO AND MAY NOT BE RE-PUBLISHED OR REFERENCED WHOLE UNTIL 10TH DECEMBER, 10:00 GMT

# Discover your university's ESG impact with QS Analytics: Sustainability

Our ready-to-go Analytics tool gives you relevant insights into your performance, without needing long-term investments or resources.

Understand your institution's environmental and social impacts.



Benchmark your institution's performance across a recognised sustainability framework.



Identify and refine measurements of environmental and social impact measures to kickstart your sustainability strategy.



Recognise your institution's contribution to achieving UN Sustainable Development Goals.



QS

Accelerate your sustainability ambitions. Book a demo today.



# Methodology: Performance Lenses and Weightings

<b>Environmental Impact</b>	Environmental Education	Assesses both the provision and the impact of an institution's education in Environmental Sustainability. Aggregates reputation data, alumni data and institutional data on curricular provision.	<b>17.0%</b>
	Environmental Research	Assesses the impact of the research environment at the institution in topics aligned to these specific UN SDGs: 7, 11, 12,13,14 & 15. Aggregates this data with and national spending on R&D.	<b>13.0%</b>
	Environmental Sustainability	Assesses an institution's strategy and operations towards an environmentally sustainable future. Aggregates institutional data, membership of climate-focused groups, alumni data, and survey data.	<b>15.0%</b>
<b>Social Impact</b>	Employability and Opportunities	Assesses an institution's efforts in providing employment opportunities, and its reputation and research partnerships with industry. Aggregates research data, survey data, reputation data and national-level statistics.	<b>11.0%</b>
	Equality	Assesses both the effort and impact of an institution's equality commitment. An aggregation of institutional data, survey data, research data and national-level statistics.	<b>12.0%</b>
	Health & Wellbeing	Assesses an institution's commitment to improving the health and wellbeing not only of its students, but society more widely. An aggregation of research data, alumni data, institutional data and national-level statistics.	<b>5.0%</b>
	Impact of Education	Assesses the provision of quality education and research, and the impact of that provision. Aggregates research data, reputation data, alumni data and national-level statistics.	<b>7.0%</b>
	Knowledge Exchange	Assesses how institutions partner in research between developed and developing regions to share knowledge and spur educational growth and the positive impact of a university on its local community and wider society. Aggregates research data and survey data.	<b>10.0%</b>
<b>Governance</b>	Good Governance	Assesses whether an institution has strong governance in place, through for example open decision-making, a holistic ethical organisational culture, student representation on university's governing bodies and financial transparency. Aggregates institutional data, research data, survey data and national-level statistics.	<b>10.0%</b>

# Global Overview

## Published Institutions

**1,744**

Global

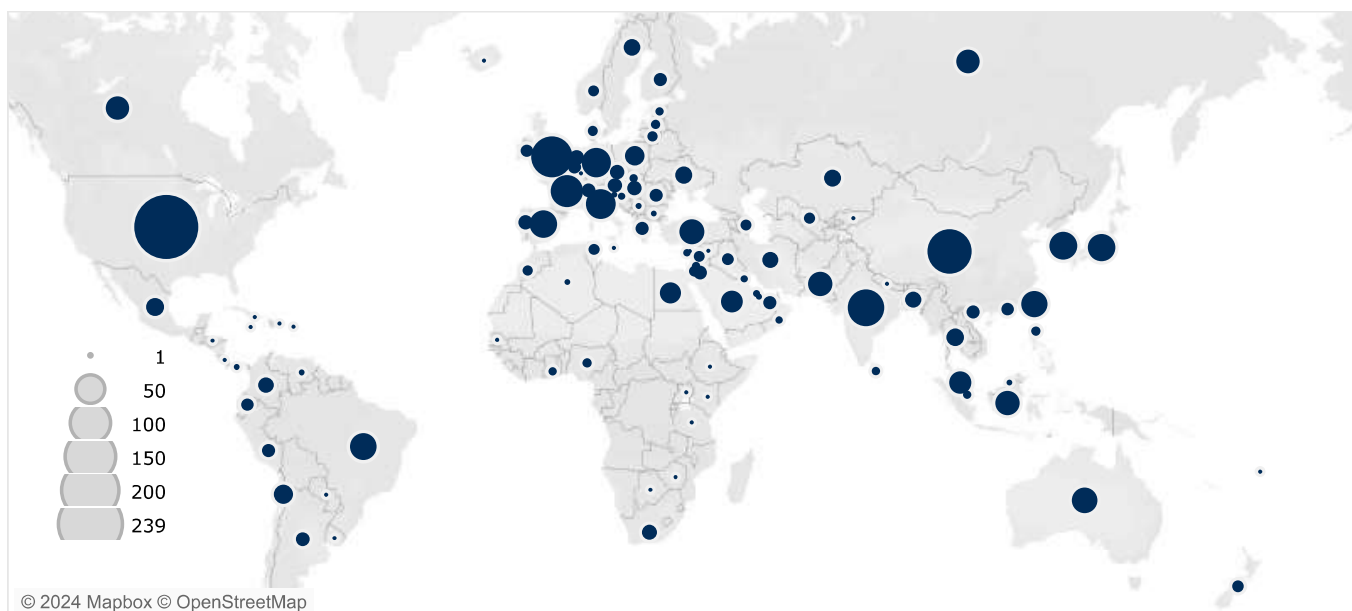
**661**

Asia

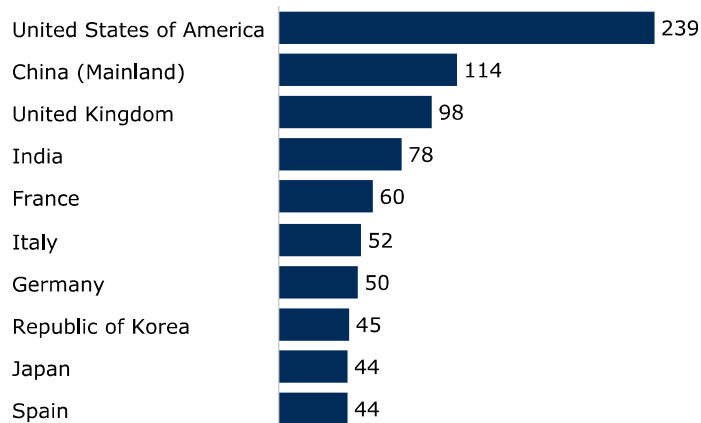
**78**

India

### Distribution of published institutions across 107 locations



### Top locations by number of published institutions



### Published institutions per region



# Global Rank Summary 2025

Gandhi Institute of Technology And Management (GITAM)

**Overall**  
**1161-1180**  
*out of 1,744 Institutions*

**Asia**  
**=384**  
*out of 661 Institutions*

**India**  
**=46**  
*out of 78 Institutions*

	Rank	Change on last year
<b>Environmental Impact</b>	1001+	→
Environmental Sustainability	=234	↑
Environmental Education	1001+	→
Environmental Research	1001+	→
<b>Social Impact</b>	1001+	→
Knowledge Exchange	=634	↑
Employability and Opportunities	1001+	→
Equality	1001+	→
Health & Wellbeing	1001+	→
Impact of Education	1001+	→
<b>Governance</b>	=810	↓

*A missing directional arrow means there is no prior years data.*

# Geographical Rank Summary 2025

Gandhi Institute of Technology And Management (GITAM)

This page presents a summary of ranks by categories and lenses at different geographical levels. Regions and subregions are based on the official UN classification.

<b>Global</b> 1,744 Institutions	<b>Asia</b> 661 Institutions	<b>Southern Asia</b> 147 Institutions	<b>India</b> 78 Institutions
-------------------------------------	---------------------------------	--	---------------------------------

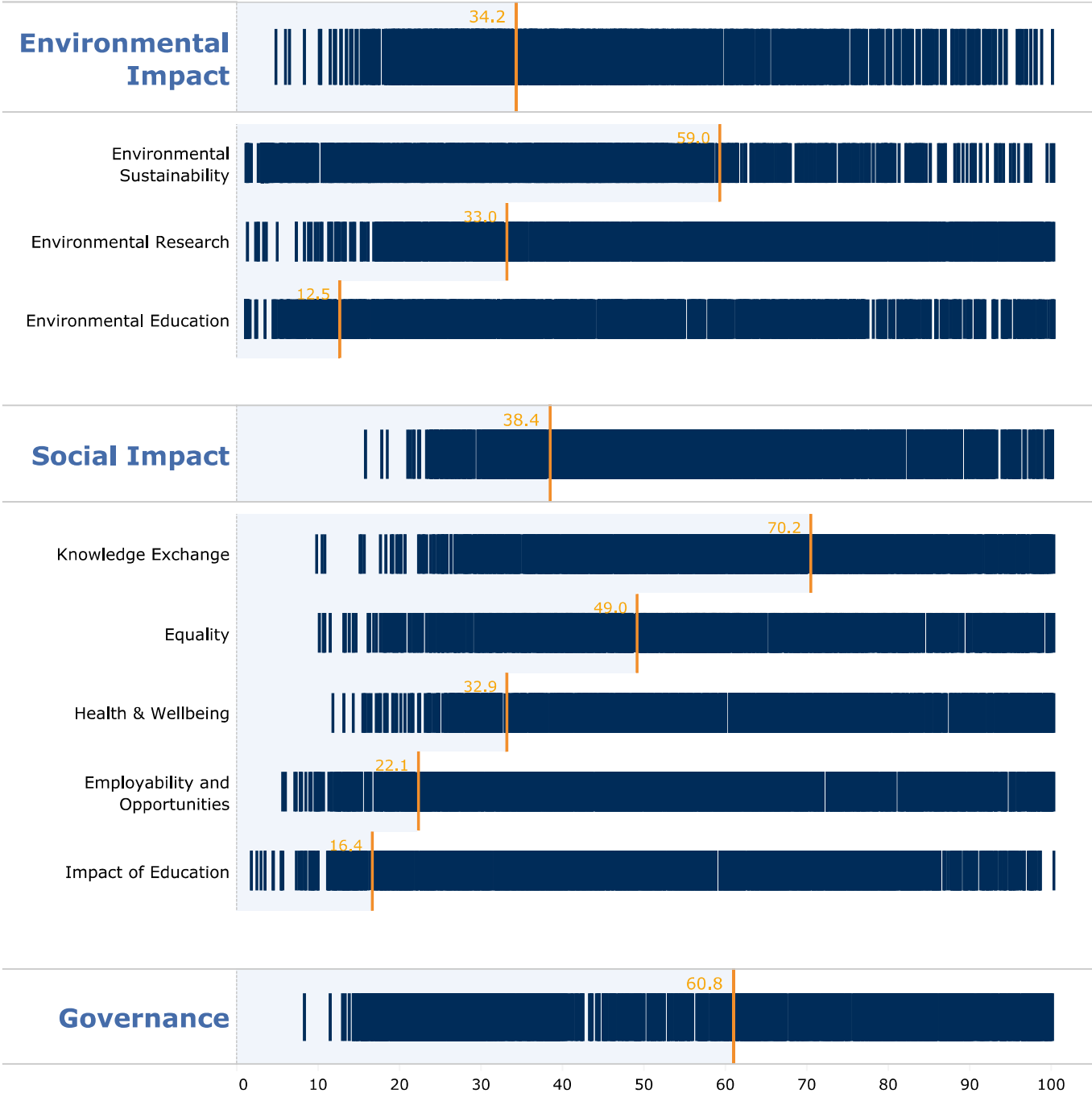
Rank by Category	Global Rank	Regional Rank	Subregional Rank	Country/Territory Rank
<b>Overall</b>	1161-1180	=384	=69	=46
<b>Environmental Impact</b>	1001+	=324	=65	=47
<b>Social Impact</b>	1001+	=271	=45	=27
<b>Governance</b>	=810	310	44	38

Rank by Lens	Global Rank	Regional Rank	Subregional Rank	Country/Territory Rank
<b>Environmental Impact</b>				
<b>Environmental Education</b>	1001+	303	61	39
<b>Environmental Research</b>	1001+	323	58	34
<b>Environmental Sustainability</b>	=234	67	19	16
<b>Social Impact</b>				
<b>Employability and Opportunities</b>	1001+	313	51	28
<b>Equality</b>	1001+	236	36	21
<b>Health &amp; Wellbeing</b>	1001+	272	38	24
<b>Impact of Education</b>	1001+	195	15	6
<b>Knowledge Exchange</b>	=634	196	51	32
<b>Governance</b>				
<b>Good Governance</b>	=810	310	44	38

# Global Score Performance (1-100)

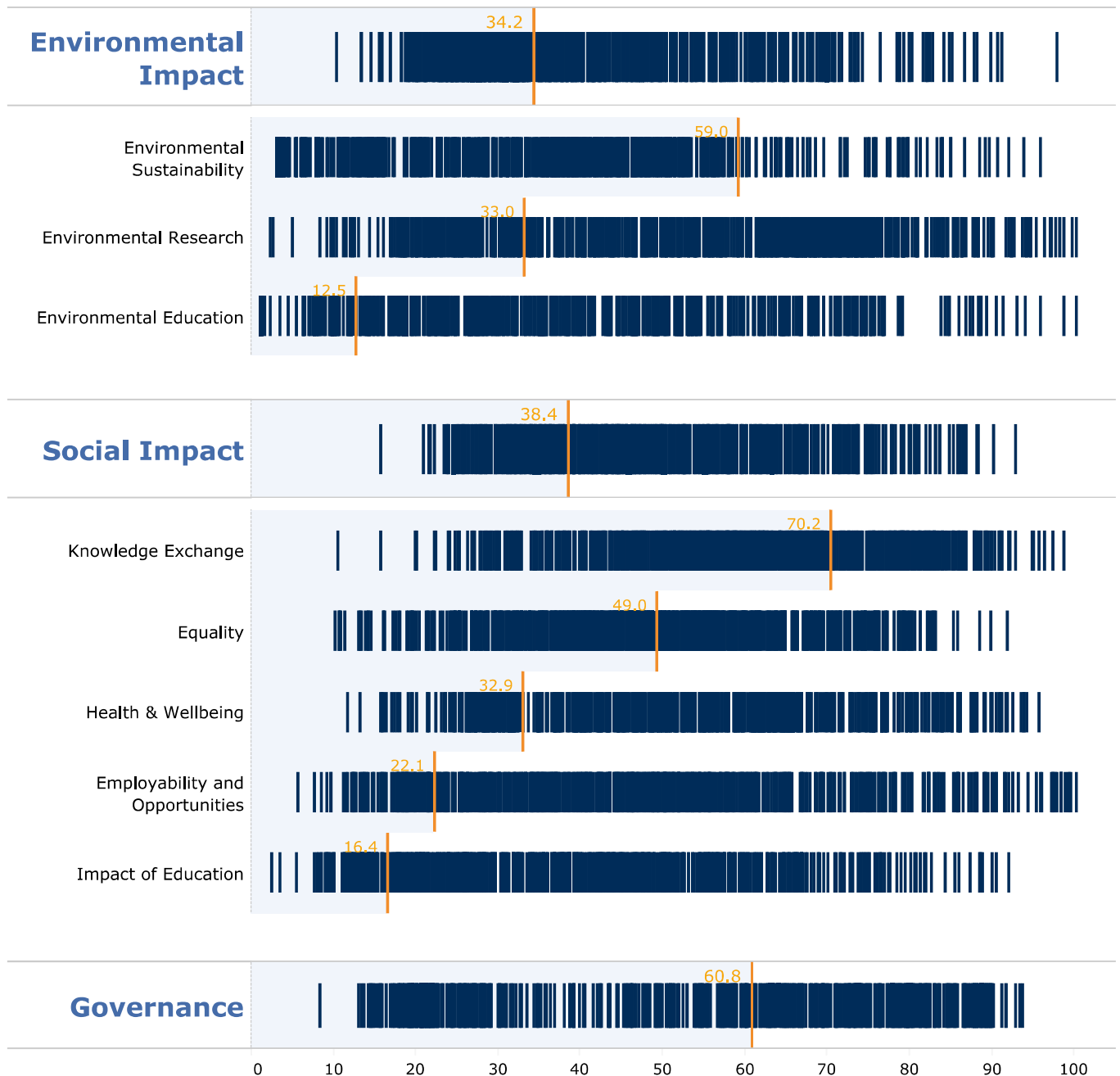
Gandhi Institute of Technology And Management (GITAM)

Overall Score  
**38.9/100**



# Score Performance (1-100) Amongst Institutions in Asia

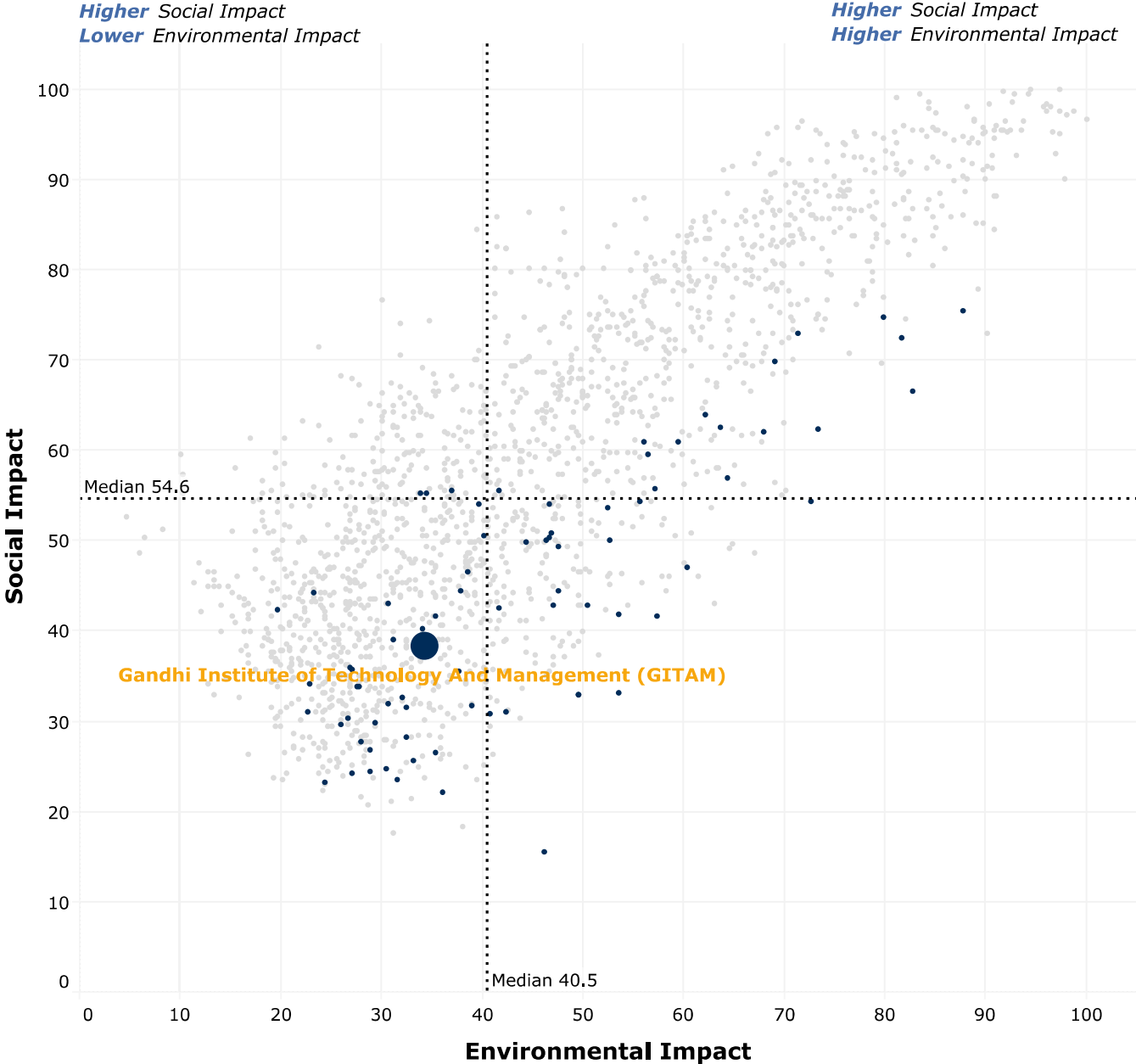
## Gandhi Institute of Technology And Management (GITAM)





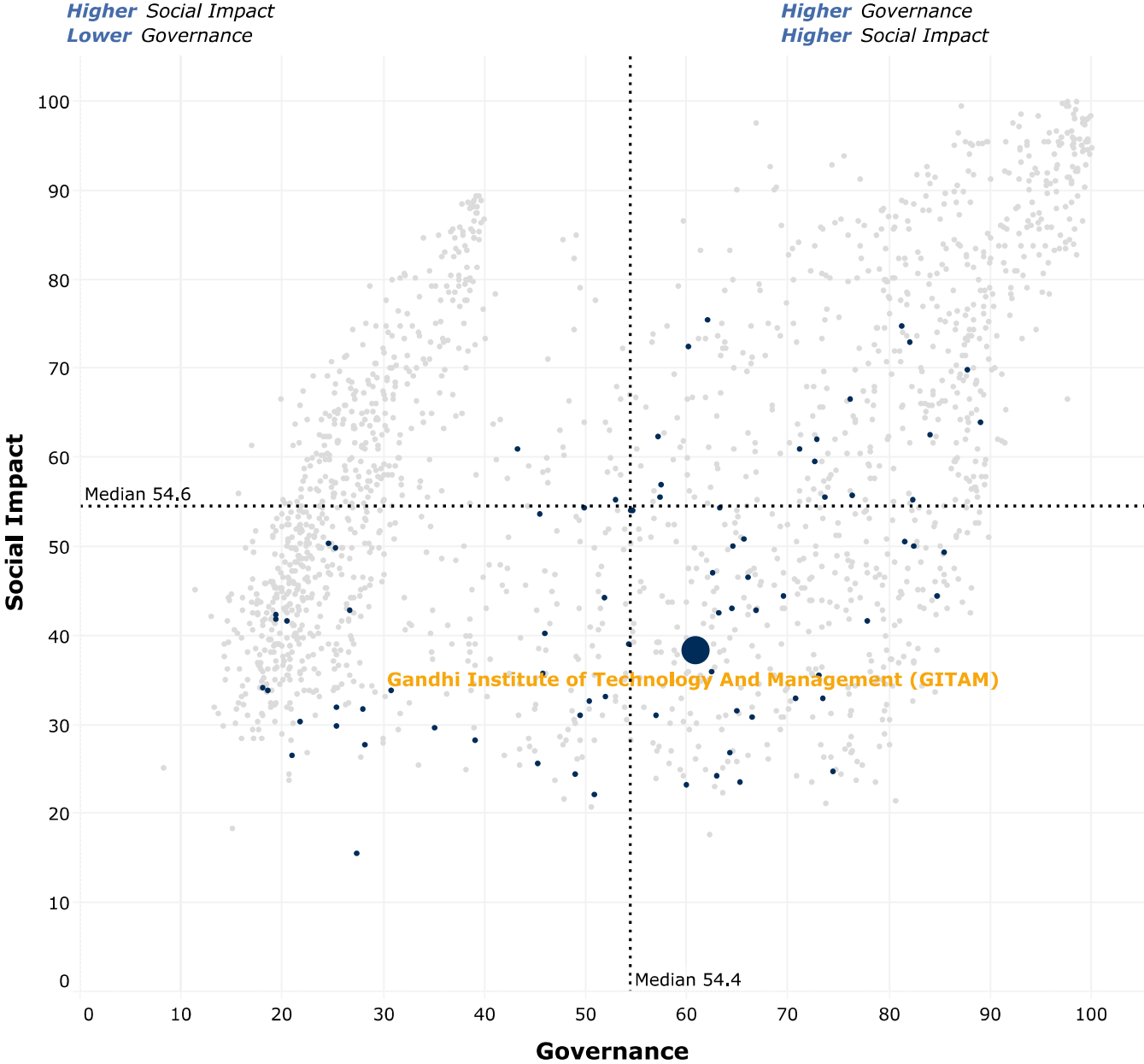
# Global Distribution of Environmental and Social Impact Scores

The large blue dot shows **Gandhi Institute of Technology And Management (GITAM)**. Smaller blue dots indicate other institutions in **India** and the grey dots represent all other institutions



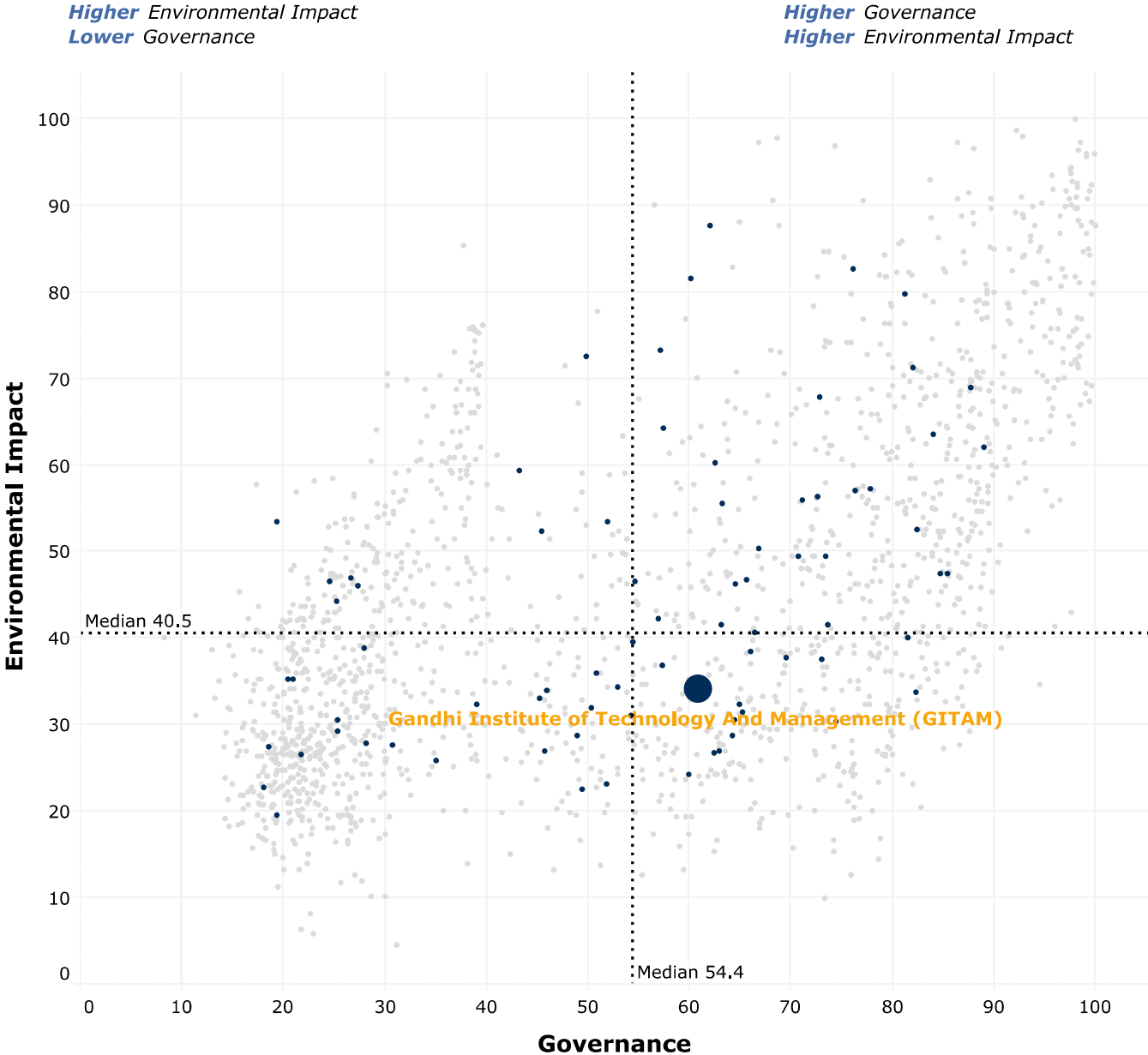
# Global Distribution of Governance and Social Impact Scores

The large blue dot shows **Gandhi Institute of Technology And Management (GITAM)**. Smaller blue dots indicate other institutions in **India** and the grey dots represent all other institutions



# Global Distribution of Environmental Impact and Governance Scores

The large blue dot shows **Gandhi Institute of Technology And Management (GITAM)**. Smaller blue dots indicate other institutions in **India** and the grey dots represent all other institutions



**Lower Governance**  
**Lower Environmental Impact**

**Lower Environmental Impact**  
**Higher Governance**